

TERRACRUDA



TERRACRUDA

GRES PORCELLANATO A TUTTA MASSA

FULL BODY PORCELAIN STONEWARE

GRÈS CÉRAME PLAINE MASSE

VOLLMASSEFEINSTEINZEUG

GRES PORCELLANATO GEHEEL MASSIEF RE

Terracruda è un suggestivo viaggio alle origini della materia ceramica, un ritorno ai suoi elementi essenziali. Isla Tiles riparte dalle terre naturali, che compongono gli impasti primari della ceramica, con una nuova collezione in gres porcellanato nata per l'architettura di oggi. Concreta e contemporanea, Terracruda presenta superfici morbide e colori delicati, in grado di valorizzare diversi stili di design e creare ambienti dal fascino ricercato.

Terracruda is an evocative journey to the roots of ceramic material, a return to its essential elements. Isla Tiles goes back to natural earth, which the primary mixtures of ceramics are composed of, with a new porcelain stoneware collection created for today's architecture. Concrete and contemporary, Terracruda features soft surfaces and delicate colours, perfectly suited to enhancing different design styles and creating elegantly charming environments.

Terracruda est un voyage évocateur aux origines de la matière céramique, un retour à ses éléments essentiels. Isla Tiles repart des terres naturelles, qui composent les pâtes primaires de la céramique, avec une nouvelle collection en grès cérame conçue pour l'architecture d'aujourd'hui. Concrète et contemporaine, Terracruda présente des surfaces souples et des couleurs délicates, en mesure de valoriser différents styles de design et de créer des atmosphères au charme raffiné.

Terracruda ist eine bezaubernde Reise zu den Ursprüngen des Keramikmaterials, eine Rückkehr zu seinen wesentlichen Elementen. Isla Tiles beginnt wieder bei den natürlichen Erden, aus denen sich die primären Keramikmassen zusammensetzen, und tut dies mit einer neuen Kollektion aus Feinsteinzeug, die für den Baustil von heute konzipiert wurde. Terracruda ist konkret und modern. Ihre weichen Oberflächen und zarten Farben heben die verschiedenen Designstile hervor und zaubern ein edles Ambiente herbei.

Terracruda is een suggestieve reis naar de oorsprong van keramiek, terug naar zijn basiselementen. Isla Tiles gaat uit van natuurlijke aardsoorten waaruit de primaire keramiekmengsels zijn samengesteld, met een nieuwe collectie gres porcellanato, ontworpen voor de hedendaagse architectuur. Terracruda is concreet en hedendaags, met zachte oppervlakken in subtiele kleuren, die een meerwaarde kunnen zijn voor verschillende designstijlen om ruimtes te creëren met een verfijnde allure.



Caolino



Argilla



Creta



Limo



2

3

TERRACRUDA CAOLINO

E' una delle terre naturali dell'impasto ceramico, noto per le sue proprietà elastiche. Chiamato anche "argilla bianca", si caratterizza per la colorazione chiara e luminosa. Sempre elegante, è ideale per definire spazi moderni e di charme.

Kaolin is one of the natural earths found in the ceramic mixture, known for its elasticity. Also known as "white clay", it features a light and luminous colour. Ever elegant, it is perfectly suited for characterizing modern and charming spaces.

Le kaolin est l'une des terres naturelles de la pâte céramique, connu pour ses propriétés élastiques. Appelé aussi « argile blanche », il se distingue par sa couleur claire et lumineuse. Toujours élégant, il permet de définir à la perfection des espaces modernes et charmants.

Kaolinerde ist eine der natürlichen Erden der Keramikmasse und bekannt für ihre elastischen Eigenschaften. Sie wird auch als „weißer Ton“ bezeichnet und zeichnet sich durch ihre strahlend helle Farbe aus. Sie ist stets elegant und ideal für moderne und zaubernde Räume.

Porseleinaarde is een van de natuurlijke aardsoorten van het keramiekmengsel, dat bekend staat om zijn elastische eigenschappen. Het wordt ook wel "witte klei" genoemd, vanwege de lichte en heldere kleur. Altijd elegant en ideaal voor het definiëren van moderne ruimtes vol charme.

Caolino 60x60 - 23^{5/8"}x23^{5/8"} Rett / 60x120 - 23^{5/8"}x48" Rett
Mosaico Palladiana 26,5x30,5 - 10^{3/8"}x12" Rett

4



Caolino 60x60 - 23⁵/₈"x23⁵/₈" Rett / 60x120 - 23⁵/₈"x48" Rett / Mosaico Palladiana 26,5x30,5 - 10³/₈"x12" Rett

5





TERRACRUDA ARGILLA

E' la materia costitutiva della ceramica, ingrediente principale prima della cottura. Una terra concreta e al tempo stesso di grande forza evocativa, dalle numerose sfumature. La tonalità ambrata è ideale per ambienti accoglienti e ricercati.

Clay is the constituent material of ceramics, the main ingredient prior to firing. A land that is concrete yet also exudes great evocative power, with countless nuances. The amber shade is ideal for cosy and refined environments.

L'argile est la matière de composition de la céramique, l'ingrédient principal avant la cuisson. Une terre à la fois concrète et d'une grande force évocatrice, caractérisée par de nombreuses nuances. La teinte ambrée est idéale pour des espaces accueillants et raffinés.


Keramik besteht aus Lehm, dem Hauptelement vor dem Brennen. Eine konkrete und gleichzeitig dazu aussagekräftige Erde mit unendlich vielen Farbnuancen. Der bernsteinfarbene Ton eignet sich besonders für behagliche und edle Räume.

Klei is het basismateriaal van keramiek, het belangrijkste ingrediënt vóór het bakken. Klei is concreet en tegelijkertijd zeer suggestief vanwege de talrijke kleurnuances. De amberkleurige tint is ideaal voor het creëren van gezellige en aantrekkelijke ruimtes.

ARGILLA 80x80 - 32"x32" Rett
Mosaico Palladiana Ciottolo 26,5x30,5 - 10^{3/8}"x12" Rett
Battiscopa 7,5x80 - 3"x32" Rett



8



9

ARGILLA 80x80 - 32"x32" Rett / Mosaico Palladiana Ciottolo 26,5x30,5 - 10³/₈"x12" Rett



10

11

TERRACRUDA CRETA

E' un materiale naturale usato fin dall'antichità, elemento fondamentale in edilizia per creare le superfici ceramiche più versatili. La tonalità grigia interpreta un mood urbano e contemporaneo.

It is a natural material which has been used since bygone times for everyday objects and in construction, a fundamental element of the most versatile of ceramic surfaces. The grey shade bestows an urban and contemporary mood.

C'est un matériau naturel utilisé depuis l'Antiquité dans la fabrication d'objets quotidiens et dans le secteur du bâtiment comme élément fondamental des surfaces céramiques les plus polyvalentes. La nuance grise interprète un esprit urbain et contemporain.

Es ist ein natürliches Material, das bereits in der Antike benutzt wurde und im Bauwesen ein grundlegendes Element für die Gestaltung vielseitiger Keramikflächen ist. Der graue Farbton interpretiert ein urbanes und zeitgenössisches Flair.

Is een natuurlijk materiaal dat sinds de oudheid wordt gebruikt voor alledaagse voorwerpen en in de bouw als basiselement voor de meest veelzijdige keramische oppervlakken. De grijze tint zorgt voor een hedendaagse urban look.

Creta 100x100 - 40"x40" Rett / Battiscopa 7,5x80 - 3"x32" Rett



Creta 100x100 - 40"x40" Rett / Floreale Mix 60x120 - 23⁵/₈"x48" Rett







TERRACRUDA LIMO

E' un'argilla sabbiosa trasportata dai fiumi, capace di rendere fertile la terra. L'antico fascino e la colorazione scura, tra il beige e il nero, rendono questa nuance molto suggestiva, indicata per valorizzare ogni tipo di design.

In nature, silt is a sandy clay transported by rivers, which makes the earth fertile. Its ancient charm and dark colour, halfway between beige and black, make this an extremely evocative nuance, suitable for enhancing any type of design.

Le silt est une argile sableuse transportée par les rivières, capable de rendre la terre fertile. Son charme antique et sa couleur sombre, entre le beige et le noir, rendent cette nuance très évocatrice, indiquée pour valoriser tout type de design.

Tonschlamm ist in der Natur ein sandiger Lehm, der von den Flüssen befördert wird und die Erde fruchtbar macht. Der alte Zauber und die zwischen beige und schwarz liegende dunkle Farbe verleihen diesem Farbton, der jede Art von Design in den Vordergrund rückt, einen besonderen Reiz.

Van nature is silt een zanderige klei die door de rivieren wordt meegevoerd en de grond vruchtbaar maakt. De eeuwenoude aantrekkingskracht en de donkere kleur, tussen beige en zwart in, zorgen voor een zeer suggestieve tint, geschikt voor het verfraaien van elk design.



Limo 60x120 - 23^{5/8}"x48" Rett / Floreale Mix 60x120 - 23^{5/8}"x48" Rett





CAOLINO

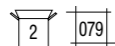


GRES PORCELLANATO A TUTTA MASSA
FULL BODY PORCELAIN STONWARE - GRÉS CÉRAME PLAINE MASSE - VOLLMASSEFEINSTEINZEUG - GRES PORCELLANATO GEHEEL MASSIEF


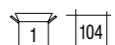
▼ 8,5 mm
▲ 5/16



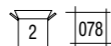
1006183 - 100x100 - 40"x40" Rett



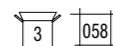
26 **1006365** - 100x100 - 40"x40" Rett **19 MM**



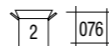
1006167 - 60x120 - 23^{5/8}"x48" Rett



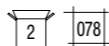
1006171 - 60x60 - 23^{5/8}"x23^{5/8}" Rett



1006175 - 80x80 - 32"x32" Rett



1006179 - 80x80 - 32"x32" Rett
Ciottolo



ARGILLA

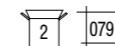


GRES PORCELLANATO A TUTTA MASSA
FULL BODY PORCELAIN STONWARE - GRÉS CÉRAME PLAINE MASSE - VOLLMASSEFEINSTEINZEUG - GRES PORCELLANATO GEHEEL MASSIEF


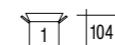
▼ 8,5 mm
▲ 5/16



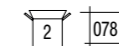
1006182 - 100x100 - 40"x40" Rett



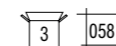
1006364 - 100x100 - 40"x40" Rett **19 MM**



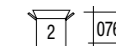
1006166 - 60x120 - 23^{5/8}"x48" Rett



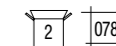
1006170 - 60x60 - 23^{5/8}"x23^{5/8}" Rett



1006174 - 80x80 - 32"x32" Rett



1006178 - 80x80 - 32"x32" Rett
Ciottolo



CRETA



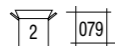
GRES PORCELLANATO A TUTTA MASSA

FULL BODY PORCELAIN STONWARE - GRÉS CÉRAME PLAINE MASSE - VOLLMASSEFEINSTEINZEUG - GRES PORCELLANATO GEHEEL MASSIEF

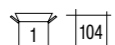


▼ 8,5 mm
▲ 5/16

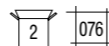
1006184 - 100x100 - 40"x40" Rett




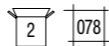
28 1006366 - 100x100 - 40"x40" Rett 19 MM



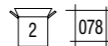
1006176 - 80x80 - 32"x32" Rett



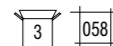
1006180 - 80x80 - 32"x32" Rett
Ciottolo



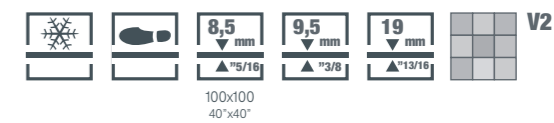
1006168 - 60x120 - 23^{5/8}"x48" Rett



1006172 - 60x60 - 23^{5/8}"x23^{5/8}" Rett



LIMO



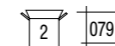
GRES PORCELLANATO A TUTTA MASSA

FULL BODY PORCELAIN STONWARE - GRÉS CÉRAME PLAINE MASSE - VOLLMASSEFEINSTEINZEUG - GRES PORCELLANATO GEHEEL MASSIEF

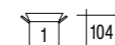


▼ 8,5 mm
▲ 5/16


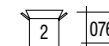
1006185 - 100x100 - 40"x40" Rett




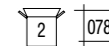
1006367 - 100x100 - 40"x40" Rett 19 MM



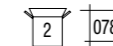
1006177 - 80x80 - 32"x32" Rett



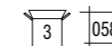
1006181 - 80x80 - 32"x32" Rett
Ciottolo



1006169 - 60x120 - 23^{5/8}"x48" Rett



1006173 - 60x60 - 23^{5/8}"x23^{5/8}" Rett



FLOREALE



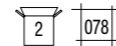
GRES PORCELLANATO A TUTTA MASSA

FULL BODY PORCELAIN STONEWARE - GRÉS CÉRAME PLAINE MASSE - VOLLMASSEFEINSTEINZEUG - GRES PORCELLANATO GEHEEL MASSIEF




30

1006403 - 60x120 - 23^{3/8}"x48" Floreale Mix Rett



INFORMAZIONI POSA FLOREALE MIX

FLOREALE MIX INSTALLATION LAYOUT INSTRUCTIONS - INFORMATIONS POSE FLOREALE MIX - VERLEGEHINWEISE ZU MIX FLOREALE
INFORMATIE OVER HET AANBRENGEN VAN FLOREALE MIX



I mix del Floreale hanno un verso definito per la posa, verificare durante la stessa che il disegno sia continuativo su tutti i lati.

The Floreale mix tiles have a specific direction for installation, verify during the same that the design is continuous on all sides.


Les compositions de Floreale ont un sens de pose bien défini, s'assurer donc durant la pose que le dessin est continu sur tous les côtés.

Die Floreale-Mixe folgen einer bestimmten Verlegerichtung. Bei der Verlegung prüfen, dass das Muster an allen Seiten optisch ineinander übergeht.


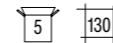
De Floreale mix moeten in een bepaalde richting worden gelegd. Controleer tijdens het leggen of het patroon aan alle kanten doorloopt.

MOSAICI


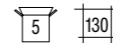
Caolino




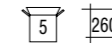
1006379 - 30x30 - 11^{3/4}"x11^{3/4}"
Mosaico Tessera
5x5 - 2"x2"



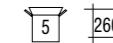
1006383 - 30x30 - 11^{3/4}"x11^{3/4}"
Mosaico Tessera Ciottolo
5x5 - 2"x2"




1006391 - 26,5x30,5 - 10^{3/8}"x12"
Mosaico Palladiana




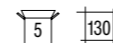
1006387 - 26,5x30,5 - 10^{3/8}"x12"
Mosaico Palladiana Ciottolo




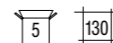
Argilla




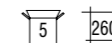
1006378 - 30x30 - 11^{3/4}"x11^{3/4}"
Mosaico Tessera
5x5 - 2"x2"



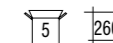
1006382 - 30x30 - 11^{3/4}"x11^{3/4}"
Mosaico Tessera Ciottolo
5x5 - 2"x2"




1006390 - 26,5x30,5 - 10^{3/8}"x12"
Mosaico Palladiana




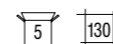
1006386 - 26,5x30,5 - 10^{3/8}"x12"
Mosaico Palladiana Ciottolo




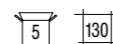
Creta




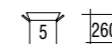
1006380 - 30x30 - 11^{3/4}"x11^{3/4}"
Mosaico Tessera
5x5 - 2"x2"



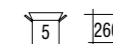
1006384 - 30x30 - 11^{3/4}"x11^{3/4}"
Mosaico Tessera Ciottolo
5x5 - 2"x2"




1006392 - 26,5x30,5 - 10^{3/8}"x12"
Mosaico Palladiana




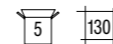
1006388 - 26,5x30,5 - 10^{3/8}"x12"
Mosaico Palladiana Ciottolo





Limo




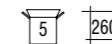
1006381 - 30x30 - 11^{3/4}"x11^{3/4}"
Mosaico Tessera
5x5 - 2"x2"



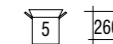
1006385 - 30x30 - 11^{3/4}"x11^{3/4}"
Mosaico Tessera Ciottolo
5x5 - 2"x2"



1006393 - 26,5x30,5 - 10^{3/8}"x12"
Mosaico Palladiana



1006389 - 26,5x30,5 - 10^{3/8}"x12"
Mosaico Palladiana Ciottolo



31

GRES PORCELLANATO A TUTTA MASSA

FULL BODY PORCELAIN STONEWARE
GRÈS CÉRAME PLAINE MASSE
VOLLMASSEFEINSTEINZEUG
GRES PORCELLANATO GEHEEL MASSIEF



Proprietà fisico chimiche Physical-chemical properties Caracteristiques physiques-chimiques Physische Chemische eigenschaften Fysisch-chemische eigenschappen	Norme Norms Noemes Normen Normen	Valori presvalori prescritti Required values Valeurs exigees Vorgeschriebene werte Vereiste waarde	
Dimensioni Sizes Format Format Afmetingen	ISO 10545-2	Aspetto Superficiale Surface appearance Aspect superficiel Oberflächenbeschaffenheit	≥ 95%
		Lunghezza e larghezza Length and width Longueur et largeur Länge und Breite Lengte en breedte	± 0,5% ± 2 mm
		Rettilinearità spigoli Linearity Rectitude de l'angularité Kantengeradheit Rechtlijnigheid van de hoeken	± 0,3% ± 1,5 mm
		Spessore Thickness Épaisseur Stärke Dikte	± 5% ± 0,5 mm
		Ortogonalità Wedging Orthogonalité Rechtwinkligkeit Rechthoekigheid	± 0,3% ± 1,5 mm
	ISO10545-2	Planarità Warpage Planéité Ebenflächigkeit Vlakheid	± 0,3% ± 1,5 mm
	Warpage diagonal/ edge		± 0,4%
Resistenza al gelo Frost resistance Résistance au gel Froständigkeit Vorstandigheid	ISO 10545-12	Nessuna alterazione No alteration Aucune altération Keine Änderung Geen enkele variatie	Resistente Resistant Résistant Widerstandsfähigkeit Bestendig
Assorbimento d'acqua Water absorption Absorption d'eau Wasseraufnahme Waterabsorptie	ISO 10545-3	≤ 0,1% Gruppo Bla GL - UGL	E ≤ 0,1%
Resistenza a flessione e forza di rottura Modulus of rupture and breaking strength Résistance à la flexion et force de rupture Biegefestigkeit und Bruchlast Buigvastheid en breeksterkte	ISO 10545-4	S ≥ 1300 N	S ≥ 1300 N
		R ≥ 35 N/mm ²	R ≥ 35 N/mm ²
Resistenza agli sbalzi termici Thermal shocks resistant Résistance aux variations thermiques Temperaturwechselfähigkeit Weerstand tegen temperatuurschokken	ISO 10545-9	Requisito non previsto Not provided requirement Qualité pas prévue Erfordernis nicht vorgesehen Niet opgenomen eis	Resistente Resistant Résistant Widerstandsfähigkeit Bestendig
Resistenza all'abrasione profonda Abrasion resistance Résistance à l'abrasion Verschleiß (Volumenverlust) Diepe slijtsterkte	ISO 10545-6		≤ 175 mm ²
Coefficiente di dilatazione termica lineare (50°/400°) Linear thermal expansion coefficient (50°/400°) Dilatation thermique linéaire (50°/400°) Lineare Wärmeausdehnung (50°/400°) Lineaire thermische uitzettingscoëfficiënt (50°/400°)	ISO 10545-8		Metodo disponibile Test method available Méthode disponible Verfügbares Verfahren Beschikbare met
Durezza della Superficie Surface resistance Dureté de la surface Ritzhärte deo Oberfläche Oppervlaktehardheid	EN 101		> 6
Resistenza all'attacco chimico (tranne acido fluoridrico) Resistance to chemical attack (except hydrofluoric acid) Résistance à l'attaque chimique (sauf acide fluoridrique) Säure- und Laugenbeständigkeit (außer Flußsäure) Chemische resistentie (behalve waterstoffluoride)	ISO 10545-13	Come indicato dal produttore As indicated by manufacturer Comme indiqué par le producteur Wie vom Hersteller angegeben Zoals aangegeven door de fabrikant	Classe A-LA-HA Class A-LA-HA Classe A-LA-HA Gruppe A-LA-HA Klasse A-LA-HA
Resistenza alle macchie Resistance to staining Résistance aux taches Fleckbeständigkeit Vlekbestendigheid van geglazuurde tegels	ISO 10545-14	CLASSE min. 3	Classe 5 Class 5 Class 5 Gruppe 5 Klasse 5
Coefficiente di attrito Coefficient of friction Coefficient de frottement Reibungskoeffizient Gemiddelde wrijvingscoëfficiënt	DIN 51130		R 10 R 11
Resistenza alla scivolosità. Coefficiente di attrito medio Skid resistance. Average coefficient of friction Résistance au glissement. Coefficient de frottement moyen Rutschfestigkeit. Mittlerer Reibungswert Slipweerstand. Gemiddelde wrijvingscoëfficiënt	DIN 51097		Classe B Classe C Class B Class C Class B Class C Gruppe B Gruppe C Klasse B Klasse C
	B.C.R.A.	μ > 0,40 (Wet) μ > 0,40 (Dry)	0,40 ≤ μ ≤ 0,74
	DCOF Acu Test		μ ≥ 0,42
Variazione cromatica Colour shading Variations chromatiques Chromatische Abweichungen Kleurvariatie			V 2

IMBALLI - PACKING TABLE - TABLEAU DES EMBALLAGES - VERPACKUNGS TABELLE - VERPAKKINGEN

FORMATO SIZE	SCATOLA - BOX			PALLET		
	Pezzi - Pieces	m ²	KG	Scatole - Boxes	m ²	KG
100x100 - 40°x40° Rettificato	2	2	41,30	21	42,00	883
100x100 - 40°x40° Rettificato 19 MM	1	1	42,50	21	21,00	909
80x80 - 32°x32° Rettificato	2	1,28	27,00	44	56,32	1.204
80x80 - 32°x32° Rettificato Ciottolo	2	1,28	27,00	44	56,32	1.204
60x120 - 23 ^{5/8} °x48° Rettificato	2	1,44	30,50	36	51,84	1.114
60x120 - 23 ^{5/8} °x48° Rettificato Floreale Mix	2	1,44	30,50	36	51,84	1.114
60x60 - 23 ^{5/8} °x23 ^{5/8} ° Rettificato	3	1,08	22,80	40	43,20	928
30x30 - 11 ^{3/4} °x11 ^{3/4} ° Mosaico Tessera (5x5)	5	0,45	10,00	-	-	-
30x30 - 11 ^{3/4} °x11 ^{3/4} ° Mosaico Tessera Ciottolo (5x5)	5	0,45	10,00	-	-	-
26,5x30,5 - 10 ^{3/8} °x12° Mosaico Palladiana	5	0,41	8,90	-	-	-
26,5x30,5 - 10 ^{3/8} °x12° Mosaico Palladiana Ciottolo	5	0,41	8,90	-	-	-

PEZZI SPECIALI 9,5 MM / 8,5 MM - SPECIAL PIECES 9,5 MM / 8,5 MM



BATTISCOPIA
6,5x60 - 2^{9/16}°x23^{5/8}° Rett

12 017

Caolino **1006255**
Argilla **1006254**
Creta **1006256**
Limo **1006257**



BATTISCOPIA
7,5x80 - 3°x32° Rett

6 019

Caolino **1006251**
Argilla **1006250**
Creta **1006252**
Limo **1006253**



BATTISCOPIA
6,5x100 - 2^{9/16}°x40° Rett

6 019

Caolino **1006247**
Argilla **1006246**
Creta **1006248**
Limo **1006249**

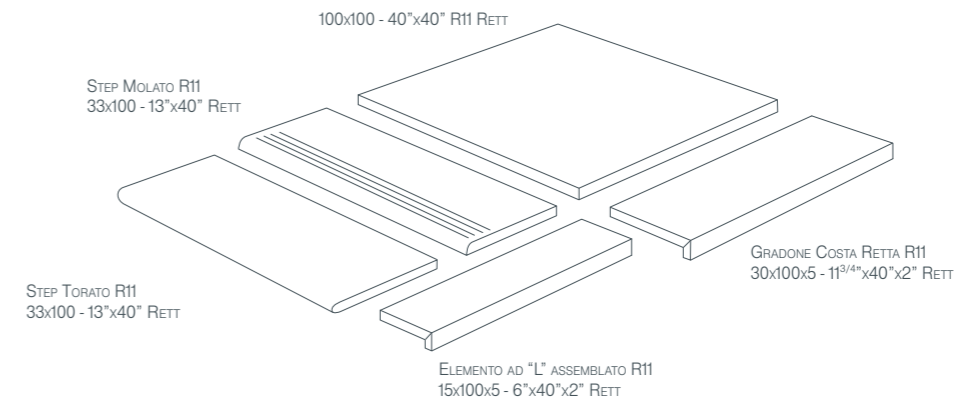


COSTA RETTA
30x120x3,3 - 11^{3/4}°x48°x1^{5/16}° Rett

4 099

Caolino **1006395**
Argilla **1006394**
Creta **1006396**
Limo **1006397**

PEZZI SPECIALI 19 MM - SPECIAL PIECES 19 MM



CE

NGT SPA
VIA PLATONE 9
42048 RUBIERA (RE)

05
001NGT2013-07-01

EN 14411:2012

Piastrelle di ceramica pressate a secco, con assorbimento di acqua E_s ≤ 0,5%, per pavimentazioni interne ed esterne.

Dry pressed ceramic tile, with water absorption E_s ≤ 0,5%, for internal and external floorings.

Prima edizione: Giugno 2022
 Coordinamento: Ufficio Marketing
 Foto: Hipix
 Fotoelaborazioni: Hipix
 Stampa: Lito Group
 © Copyright 2022 Gruppo Romani S.p.A.



